

15kVA HIGH EFFICIENCY HARMONIC TREATMENT COPPER WOUND TRANSFORMER, DRY TYPE

PARAMETER		DATA						UNITS	
Electrical Rating	Power	15						kVA	
	Frequency	60						Hz	
	Primary	600 (Nominal)						Volts	
	Primary Taps	2 x 2 ½ % FCAN, 4 x 2 ½ % FCBN (6 taps)						%	
	Secondary	208/120 (no load)						Volts	
	Phase Shift	0 (Primary/Secondary)						Degrees	
	Load Compatibility	K13						K-Factor	
Construction	Connection	Primary: 3 Ph 3-Wire, Secondary: 3 Ph. 4 -Wire							
	Neutral Bus Rating	200% of Line Current							
	Coils	Copper, Braised Internal Connections							
	Core	3-Leg, Very Low Loss Grain Oriented Steel							
	Insulation Class	220 (UL Listed-E221932)							
	Insulation Impregnation / Properties	Nomex with Epoxy Co-Polymer impregnant Epoxy Copolymer: Build > 2 mils @ 3.2 kV/mil (dielectric); H ₂ O absorption < 0.05%; Curing VOC < 1.65 lbs/gal.							
Losses	Linear Loading	no load	15%:	25%:	35%:	50%:	75%:	100%:	%
	Watt Loss	55	63	80	105	160	309	553	Watts
	Heat	188	215	273	358	546	1,054	1,887	BTU/hr
Efficiency	Per NEMA TP-2 (35% Load)	97.6 (NEMA TP-1/CSA C802.3-01; requirement 97.0 %) (DOE 10 CFR Part 430 CSL 3 requirement 97.6 %)						%	
	Linear Loading	1/6: 97.2	1/4: 97.9	1/2: 97.9	3/4: 97.3	1/1: 96.4			
	Non-linear (I THD ~ 80%)	1/6: 97.1	1/4: 97.7	1/2: 97.4	3/4: 96.5	1/1: 95.2			
Operation	Temperature Rise	<115 (full linear load at nominal conditions)						°C	
	Excitation	0.242						Amps	
	Audible Noise	45 (per NEMA ST-20)5						dBA	
	Ambient	40 °C (per ANSI C57.96-01.100)						°C	
	B.I.L.	10						kV	
Harmonic Treatment	Transformer secondary System (common coupling)	Triplens: 3 rd , 9 th , 15 th 5 th , 7 th , 17 th and 19 th with complimentary 30 degree transformer							
Abnormal	Short Circuit	Primary	453 (symmetrical output short circuit)				Amps		
		Secondary	1,829 (asymmetrical L-N/G short circuit)						
	Inrush	137 (typical 3 cycle recovery)							
Impedance	Z: (+/- Sequence)	Z:	3.5	X:	2.0	R:	2.8	%	
	Zo: (IEEE C57.12.91-1995/9.5.1)	Zo:	1.62	Xo:	0.14	Ro:	1.61		
Mechanical	Enclosure	Type	N3R (Rain Shield): Vermin resistant with < ½" wide openings						
		Finish	Green Epoxy Powder Coating						
	Drawing	A Case / 300-000068-401 (attached)							
	Weight	275					lbs		
Certification /Approvals	ISO Certifications	ISO 9001-2000: Quality Management System ISO 14001-2004: Environmental Management System							
	UL/CSA / Specifications	UL 1561 Listed, CSA C22.2 No. 47-M90 Certified, NEMA ST-20							
Options: (Supplied only when marked with 'X')	X	Electrostatic Shield	> 60 (CM Attenuation @ 10kHz)				dB		
		LK	Lug Kit						
		TVSS	Surge Protection						
		SMART-2C	Monitoring Port						



a division of International Innovative Systems
(800) 853-8265 (705) 759-4862

DATA SHEET

MODEL:

HMT-C3-15-0-600-208

Prepared: N.Xie

Date: Nov 04, 9

Part No: **200-002356-100**

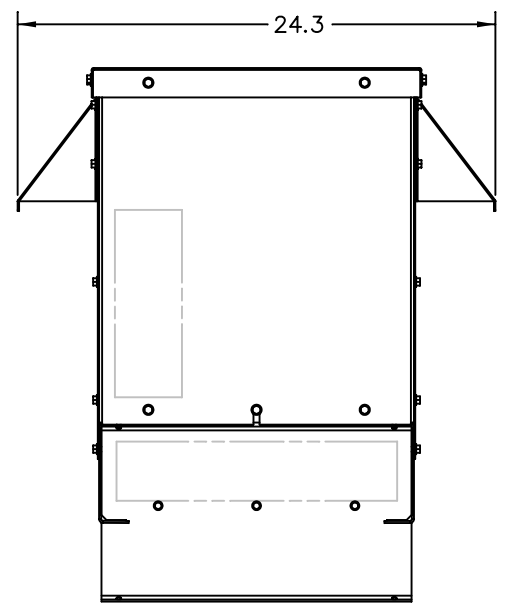
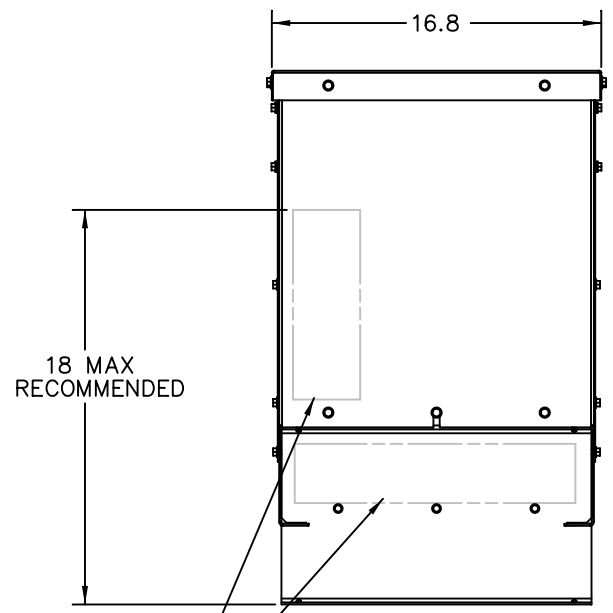
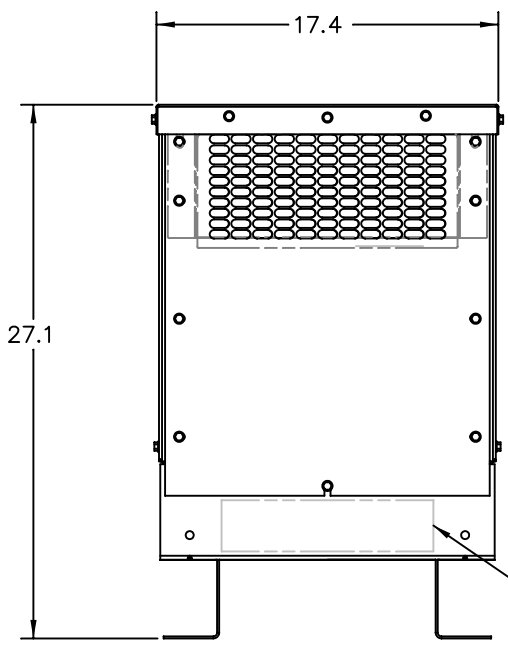
Revised: N.Xie

Date: Jun 29, 10

Doc. No: **200-002356-800**

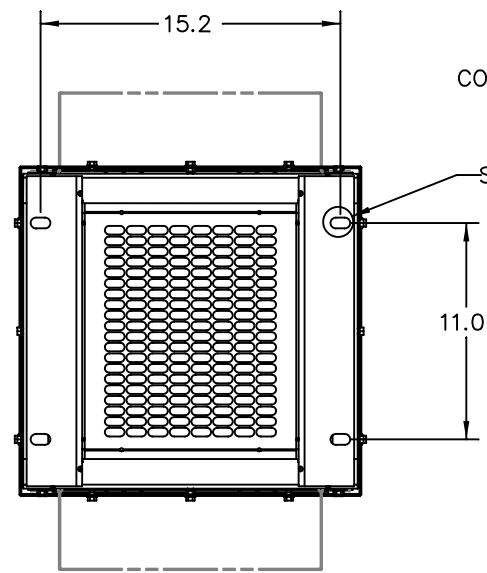
Rev: A02

REV	ECO No.	DESCRIPTION
A00		RELEASED
A01		ADDED -3R SIDE VIEW

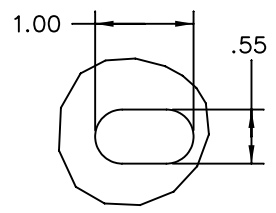


NEMA TYPE -1 (STANDARD)

NEMA TYPE-3R SIDE (OPTION WHEN SPECIFIED)
NOTE: RAIN SHIELDS INSTALLED AT SITE



SEE DETAIL A



DETAIL A
SCALE 1

UNLESS OTHERWISE SPECIFIED, DIMENSIONS ARE IN INCHES.

TOLERANCES ARE:

	INCH	mm
1-PLACE DECIMAL	± .03	± .8
2-PLACE DECIMAL	± .010	± .25
3-PLACE DECIMAL	± .005	± .10
ANGULAR	± 1/2°	± 1/2°

SURFACE FINISH : 125 ✓

MATERIAL

FINISH

BY	DATE
APPROVED DT	08-Sep-01
APPROVED	
APPROVED	
APPROVED	

UNLESS OTHERWISE NOTED REMOVE ALL BURRS AND SHARP EDGES

DO NOT SCALE DRAWING

E-FACTOR		REV.
		A01
TITLE		DRAWING NO.
OUTLINE, A CASE		300-000068-401
REF:	SHEET	1 of 1